



# Stanhope Gardens

ALDERSHOT, HAMPSHIRE

An exciting collection of one, two, three, four and five bedroom homes waiting for you in the vibrant new community of Wellesley.

**Taylor**  
**Wimpey**


# Contents

---

→ **Welcome to Stanhope Gardens**



→ **Personalise your home**



→ **Included as standard**



→ **Our homes**



→ **Ways to buy**



→ **Take your next step**





# Welcome to Stanhope Gardens

Set in the heart of the Hampshire countryside, Stanhope Gardens forms part of a thriving new neighbourhood in Wellesley.

The development is surrounded by plenty of green open space. The homes have modern designs and interior layouts to suit a variety of needs.



[→ View the site plan](#)



# Connected to town and country

Situated on the site of the former Aldershot military barracks, Stanhope Gardens puts you within walking distance of everything Aldershot town Centre has to offer, including schools, shops, cafés, restaurants and bars, plus a cinema, theatre and many leisure activities.

Aldershot also has an abundance of parks and open spaces to explore, from the manicured Municipal Gardens, to the woodland escape of Rowhill Nature Reserve.

Aldershot town centre



Farnham Park



Aldershot Cineworld Cinema



Watch development video





# Personalise your home

A new Taylor Wimpey home is a blank canvas, ready for you to put your stamp on even before you move in. You can choose from a range of high quality options for your kitchen, bedroom and bathroom to suit your taste – and all from the comfort of your sofa. We offer dark and light kitchen units and patterned or plain tiles for your bathroom, so whatever your preferred style we've got you covered.

Using our innovative Options Online tool, you can visualise your new home room-by-room and customise each as you go. You can also choose your options with the help of your Sales Executive if you'd prefer.

Our customers have created some fantastic spaces in their homes and you can get inspiration from their choices by following us on Instagram. You can also check out a host of interior design tips on our website.

[!\[\]\(d66ff64371a51729ac8c1cdaa685ba6f\_img.jpg\) Find out more](#)



Options availability is subject to build stage of plots and options won't be available if plots have reached a certain build stage. Please contact the sales executive for further information.

# Included as standard

From the external features to the finishing touches, every detail of our homes is designed with our customers in mind.

While you'll have the choice to upgrade some of our standard offerings, all of our houses are fitted with a range of high quality features at no extra cost to you.

You'll find a complete list of all items that come as standard in your house below.



## Kitchens

All of our kitchens are fitted with beautiful units and worktops and you can choose your preferred style and colour to create your perfect cooking and entertaining space.

A range of accessories including stylish splashbacks, a stainless steel sink and Zeno taps, and lighting give your kitchen a clean, contemporary finish. You'll get a modern, energy-efficient Zanussi oven with built-in gas hob and integrated hood and extractor fan too.

## Utility rooms<sup>†</sup>

Units will be fitted to match your chosen kitchen style, complete with a stainless steel sink and Zeno taps. If your home has a toilet in the utility room, we'll fit a contemporary white basin and toilet for a sleek finish.



## Bathrooms, en suites<sup>†</sup> and shower rooms<sup>†</sup>

Modern white sanitaryware, including toilet, basin and bath with chrome Ideal Standard taps give your main bathroom a clean look. The same sanitaryware is fitted in en suites and shower rooms which also benefit from an Aqualisa shower and glass enclosure.

For a distinct look, we offer a varied range of Porcelanosa ceramic wall tiles for you to choose from to make your bathroom and en suite stand out from the crowd.



## Garden<sup>†</sup>

The outside of your home is just as carefully considered as the inside. You'll get a fully turfed and landscaped front garden – including plants. The back garden includes a slabbed area and your privacy is protected by a garden fence.



All of the specification listed is included in our houses as standard. For the specification included in our apartments, please see the separate apartment specification list. Standard specifications are correct at time of going to print, but are subject to change without notice. Please contact the sales executive for further information. † = Where applicable.



# Our homes

→ 1 & 2 Bedroom Apartments



→ 2 Bedroom Homes




→ 3 Bedroom Homes



→ 4 Bedroom Homes



→ 5 Bedroom Homes

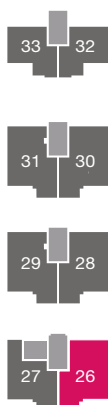


→ View the site plan



# Blenheim House

## 1 & 2 BEDROOM APARTMENTS



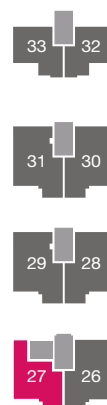
### PLOT 26

**Kitchen/Living Room/Dining Area**  
5.66m × 4.87m      18'3" × 15'9"

**Bedroom 1**  
4.09m × 3.93m      13'4" × 12'9"

**Bedroom 2**  
4.62m × 2.78m      15'2" × 9'2"

**Total internal floor area**  
77 m<sup>2</sup>      829 sq. ft.



### PLOT 27

**Kitchen/Living Room/Dining Area**  
5.66m × 4.87m      18'7" × 16'0"

**Bedroom 1**  
4.62m × 2.78m      15'2" × 9'2"

**Total internal floor area**  
60 m<sup>2</sup>      646 sq. ft.

[→ Discover more about this home](#)

[→ View our current availability](#)

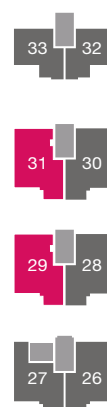
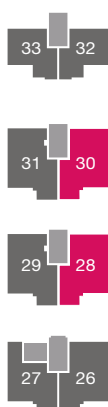
The floor plans depict a typical layout of this house type. For exact plot specification, details of external and internal finishes, dimensions and floor plan differences consult your sales executive. All dimensions are + or - 50mm and floor plans are not shown to scale. The kitchen layout and furniture positions are for indicative purposes only. The computer generated image is for illustrative purposes only and it is from an imaginary viewpoint within an open space area. Its purpose is to give a feel for the development, not an accurate description of each property. The illustration shows a typical Taylor Wimpey home of this type, but there are, however, variances from site to site. External materials, finishes, landscaping and the position of garages (where provided) may vary throughout the development. Properties may also be built handed (mirror image). Images may include optional upgrades at an additional cost. Please ask for further details. 52674 / September 2022.





# Blenheim House

## 1 & 2 BEDROOM APARTMENTS



### PLOTS 28 & 30

**Kitchen/Living Room/Dining Area**  
5.66m × 5.07m      18'7" × 16'8"

**Bedroom 1**  
4.11m × 4.05m      13'6" × 13'4"

**Bedroom 2**  
4.62m × 2.78m      15'2" × 9'2"

**Total internal floor area**  
77 m<sup>2</sup>      829 sq. ft.

### PLOTS 29 & 31

**Kitchen/Living Room/Dining Area**  
5.66m × 5.07m      18'7" × 16'8"

**Bedroom 1**  
4.05m × 4.01m      13'4" × 13'2"

**Bedroom 2**  
4.62m × 2.79m      15'2" × 9'2"

**Total internal floor area**  
77 m<sup>2</sup>      645 sq. ft.

[→ Discover more about this home](#)

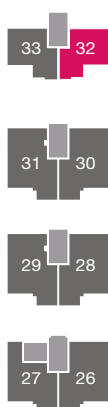
[→ View our current availability](#)

The floor plans depict a typical layout of this house type. For exact plot specification, details of external and internal finishes, dimensions and floor plan differences consult your sales executive. All dimensions are + or - 50mm and floor plans are not shown to scale. The kitchen layout and furniture positions are for indicative purposes only. The computer generated image is for illustrative purposes only and it is from an imaginary viewpoint within an open space area. Its purpose is to give a feel for the development, not an accurate description of each property. The illustration shows a typical Taylor Wimpey home of this type, but there are, however, variances from site to site. External materials, finishes, landscaping and the position of garages (where provided) may vary throughout the development. Properties may also be built handed (mirror image). Images may include optional upgrades at an additional cost. Please ask for further details. 52674 / September 2022.



# Blenheim House

## 1 & 2 BEDROOM APARTMENTS



### PLOT 32

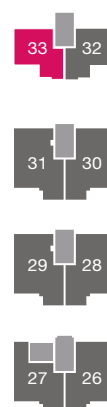
**Kitchen/Living Room/Dining Area max.**  
8.52m × 4.90m      27'9" × 16'0"

#### Bedroom 1

4.05m × 3.47m      13'2" × 11'3"

#### Total internal floor area

59.90 m<sup>2</sup>      645 sq. ft.



### PLOT 33

**Kitchen/Living Room/Dining Area max.**  
8.52m × 5.07m      28'0" × 16'8"

#### Bedroom 1

4.05m × 3.47m      13'4" × 11'5"

#### Total internal floor area

59.90 m<sup>2</sup>      645 sq. ft.



**Discover more about this home**



**View our current availability**

The floor plans depict a typical layout of this house type. For exact plot specification, details of external and internal finishes, dimensions and floor plan differences consult your sales executive. All dimensions are + or - 50mm and floor plans are not shown to scale. The kitchen layout and furniture positions are for indicative purposes only. The computer generated image is for illustrative purposes only and it is from an imaginary viewpoint within an open space area. Its purpose is to give a feel for the development, not an accurate description of each property. The illustration shows a typical Taylor Wimpey home of this type, but there are, however, variances from site to site. External materials, finishes, landscaping and the position of garages (where provided) may vary throughout the development. Properties may also be built handed (mirror image). Images may include optional upgrades at an additional cost. Please ask for further details. 52674 / September 2022.





# Connaught House

## 1 & 2 BEDROOM APARTMENTS



14 15

12 13

10 11



14 15

12 13

10 11

### PLOTS 10 & 12

**Kitchen/Living Room/Dining Area max.**  
8.00m × 4.31m      26'2" × 14'1"

**Bedroom 1**  
4.21m × 3.16m      13'7" × 9'8"

**Bedroom 2**  
4.21m × 2.77m      13'7" × 8'8"

**Total internal floor area**  
73.97 m<sup>2</sup>      796 sq. ft.

### PLOTS 11 & 13

**Kitchen/Living Room/Dining Area max.**  
8.01m × 3.60m      26'4" × 11'8"

**Bedroom 1**  
3.75m × 2.67m      12'3" × 8'7"

**Bedroom 2**  
4.21m × 3.01m max.      13'7" × 10'1" max.

**Total internal floor area**  
72.11 m<sup>2</sup>      776 sq. ft.

[➔ Discover more about this home](#)

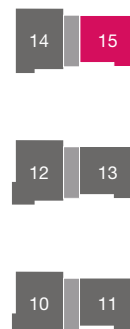
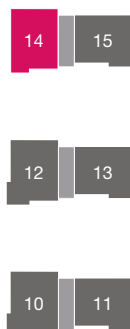
[➔ View our current availability](#)

The floor plans depict a typical layout of this house type. For exact plot specification, details of external and internal finishes, dimensions and floor plan differences consult your sales executive. All dimensions are + or - 50mm and floor plans are not shown to scale. The kitchen layout and furniture positions are for indicative purposes only. The computer generated image is for illustrative purposes only and it is from an imaginary viewpoint within an open space area. Its purpose is to give a feel for the development, not an accurate description of each property. The illustration shows a typical Taylor Wimpey home of this type, but there are, however, variances from site to site. External materials, finishes, landscaping and the position of garages (where provided) may vary throughout the development. Properties may also be built handed (mirror image). Images may include optional upgrades at an additional cost. Please ask for further details. 52674 / September 2022.



# Connaught House

## 1 & 2 BEDROOM APARTMENTS



### PLOT 14

#### Kitchen/Living Room/Dining Area

7.35m x 4.31m max. 24'1" x 14'1" max.

#### Bedroom 1

4.21m x 3.06m 13'8" x 10'0"

#### Bedroom 2

4.21m x 2.77m 13'8" x 8'8"

#### Total internal floor area

70.19 m<sup>2</sup> 756 sq. ft.

### PLOT 15

#### Kitchen/Living Room/Dining Area

5.25m x 4.25m max. 17'2" x 13'9" max.

#### Bedroom 1

5.19m x 3.15m max. 17'0" x 10'3" max.

#### Total internal floor area

54.05 m<sup>2</sup> 582 sq. ft.



Discover more about this home



View our current availability

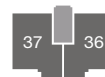
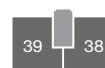
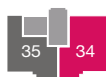
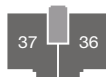
The floor plans depict a typical layout of this house type. For exact plot specification, details of external and internal finishes, dimensions and floor plan differences consult your sales executive. All dimensions are + or - 50mm and floor plans are not shown to scale. The kitchen layout and furniture positions are for indicative purposes only. The computer generated image is for illustrative purposes only and it is from an imaginary viewpoint within an open space area. Its purpose is to give a feel for the development, not an accurate description of each property. The illustration shows a typical Taylor Wimpey home of this type, but there are, however, variances from site to site. External materials, finishes, landscaping and the position of garages (where provided) may vary throughout the development. Properties may also be built handed (mirror image). Images may include optional upgrades at an additional cost. Please ask for further details. 52674 / September 2022.





# Lille House

## 1 & 2 BEDROOM APARTMENTS



### PLOT 34

**Kitchen/Living Room/Dining Area**  
5.66m × 4.74m      18'3" × 15'5"

#### Bedroom 1

4.10m × 3.72m      13'5" × 12'2"

#### Bedroom 2

4.29m × 2.77m      14'0" × 8'8"

#### Total internal floor area

71.70 m<sup>2</sup>      772 sq. ft.

### PLOT 35

**Kitchen/Living Room/Dining Area**  
5.66m × 4.50m      18'3" × 14'7"

#### Bedroom 1

4.29m × 2.60m      14'0" × 8'5"

#### Total internal floor area

56.32 m<sup>2</sup>      606 sq. ft.



**Discover more about this home**



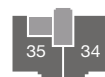
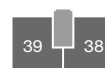

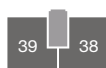
**View our current availability**

The floor plans depict a typical layout of this house type. For exact plot specification, details of external and internal finishes, dimensions and floor plan differences consult your sales executive. All dimensions are + or - 50mm and floor plans are not shown to scale. The kitchen layout and furniture positions are for indicative purposes only. The computer generated image is for illustrative purposes only and it is from an imaginary viewpoint within an open space area. Its purpose is to give a feel for the development, not an accurate description of each property. The illustration shows a typical Taylor Wimpey home of this type, but there are, however, variances from site to site. External materials, finishes, landscaping and the position of garages (where provided) may vary throughout the development. Properties may also be built handed (mirror image). Images may include optional upgrades at an additional cost. Please ask for further details. 52674 / September 2022.



# Lille House

## 1 & 2 BEDROOM APARTMENTS



### PLOT 36

**Kitchen/Living Room/Dining Area**  
5.66m × 4.74m      18'5" × 15'7"

#### Bedroom 1

4.09m × 3.60m      13'4" × 11'8"

#### Bedroom 2

4.29m × 2.78m      14'1" × 9'2"

#### Total internal floor area

71.70 m<sup>2</sup>      772 sq. ft.

### PLOT 37

**Kitchen/Living Room/Dining Area**  
5.66m × 4.74m      18'7" × 15'7"

#### Bedroom 1

4.10m × 3.72m      13'5" × 12'2"

#### Bedroom 2

4.29m × 2.78m      14'1" × 9'2"

#### Total internal floor area

71.77 m<sup>2</sup>      773 sq. ft.



**Discover more about this home**



**View our current availability**

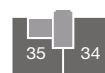
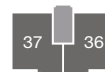
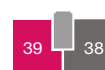
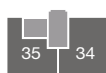

The floor plans depict a typical layout of this house type. For exact plot specification, details of external and internal finishes, dimensions and floor plan differences consult your sales executive. All dimensions are + or - 50mm and floor plans are not shown to scale. The kitchen layout and furniture positions are for indicative purposes only. The computer generated image is for illustrative purposes only and it is from an imaginary viewpoint within an open space area. Its purpose is to give a feel for the development, not an accurate description of each property. The illustration shows a typical Taylor Wimpey home of this type, but there are, however, variances from site to site. External materials, finishes, landscaping and the position of garages (where provided) may vary throughout the development. Properties may also be built handed (mirror image). Images may include optional upgrades at an additional cost. Please ask for further details. 52674 / September 2022.





# Lille House

## 1 & 2 BEDROOM APARTMENTS



### PLOT 38

**Kitchen/Living Room/Dining Area**  
5.65m × 4.74m      18'7" × 15'7"

#### Bedroom 1

4.09m × 3.72m      13'5" × 12'2"

#### Bedroom 2

4.29m × 2.77m      14'1" × 9'1"

#### Total internal floor area

71.70 m<sup>2</sup>      772 sq. ft.

### PLOT 39

**Kitchen/Living Room/Dining Area**  
5.66m × 4.74m      18'7" × 15'7"

#### Bedroom 1

4.10m × 3.72m      13'5" × 12'2"

#### Bedroom 2

4.29m × 2.77m      14'1" × 9'1"

#### Total internal floor area

71.77 m<sup>2</sup>      773 sq. ft.



**Discover more about this home**




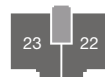
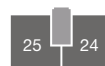

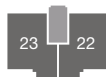
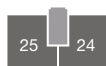
**View our current availability**

The floor plans depict a typical layout of this house type. For exact plot specification, details of external and internal finishes, dimensions and floor plan differences consult your sales executive. All dimensions are + or - 50mm and floor plans are not shown to scale. The kitchen layout and furniture positions are for indicative purposes only. The computer generated image is for illustrative purposes only and it is from an imaginary viewpoint within an open space area. Its purpose is to give a feel for the development, not an accurate description of each property. The illustration shows a typical Taylor Wimpey home of this type, but there are, however, variances from site to site. External materials, finishes, landscaping and the position of garages (where provided) may vary throughout the development. Properties may also be built handed (mirror image). Images may include optional upgrades at an additional cost. Please ask for further details. 52674 / September 2022.



# Marlborough House

## 1 & 2 BEDROOM APARTMENTS



### PLOT 20

#### Kitchen/Living Room/Dining Area

5.66m × 4.74m max. 18'7" × 15'7" max.

#### Bedroom 1

4.29m × 2.78m 14'1" × 9'2"

#### Total internal floor area

56.32 m<sup>2</sup> 606 sq. ft.

### PLOT 21

#### Kitchen/Living Room/Dining Area

5.66m × 4.74m max. 18'7" × 15'7" max.

#### Bedroom 1

4.10m × 3.72m 13'5" × 12'2"

#### Bedroom 2

4.29m × 2.77m 14'1" × 9'1"

#### Total internal floor area

71.70 m<sup>2</sup> 772 sq. ft.



**Discover more about this home**



**View our current availability**

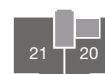

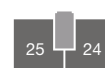
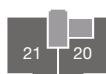

The floor plans depict a typical layout of this house type. For exact plot specification, details of external and internal finishes, dimensions and floor plan differences consult your sales executive. All dimensions are + or - 50mm and floor plans are not shown to scale. The kitchen layout and furniture positions are for indicative purposes only. The computer generated image is for illustrative purposes only and it is from an imaginary viewpoint within an open space area. Its purpose is to give a feel for the development, not an accurate description of each property. The illustration shows a typical Taylor Wimpey home of this type, but there are, however, variances from site to site. External materials, finishes, landscaping and the position of garages (where provided) may vary throughout the development. Properties may also be built handed (mirror image). Images may include optional upgrades at an additional cost. Please ask for further details. 52674 / September 2022.





# Marlborough House

## 1 & 2 BEDROOM APARTMENTS



### PLOT 22

#### Kitchen/Living Room/Dining Area

5.66m × 4.74m max. 18'7" × 15'7" max.

#### Bedroom 1

4.10m × 3.72m 13'5" × 12'2"

#### Bedroom 2

4.29m × 2.78m 14'1" × 9'2"

#### Total internal floor area

71.77 m<sup>2</sup> 773 sq. ft.

### PLOT 23

#### Kitchen/Living Room/Dining Area

5.66m × 4.74m max. 18'7" × 15'7" max.

#### Bedroom 1

4.08m × 3.72m 13'5" × 12'2"

#### Bedroom 2

4.29m × 2.77m 14'1" × 9'1"

#### Total internal floor area

71.70 sm<sup>2</sup> 772 sq. ft.



**Discover more about this home**



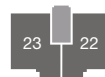

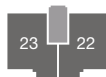

**View our current availability**

The floor plans depict a typical layout of this house type. For exact plot specification, details of external and internal finishes, dimensions and floor plan differences consult your sales executive. All dimensions are + or - 50mm and floor plans are not shown to scale. The kitchen layout and furniture positions are for indicative purposes only. The computer generated image is for illustrative purposes only and it is from an imaginary viewpoint within an open space area. Its purpose is to give a feel for the development, not an accurate description of each property. The illustration shows a typical Taylor Wimpey home of this type, but there are, however, variances from site to site. External materials, finishes, landscaping and the position of garages (where provided) may vary throughout the development. Properties may also be built handed (mirror image). Images may include optional upgrades at an additional cost. Please ask for further details. 52674 / September 2022.



# Marlborough House

## 1 & 2 BEDROOM APARTMENTS



### PLOT 24

#### Kitchen/Living Room/Dining Area

5.66m × 4.74m max. 18'7" × 15'7" max.

#### Bedroom 1

4.10m × 3.72m 13'5" × 12'2"

#### Bedroom 2

4.29m × 2.78m 14'1" × 9'2"

#### Total internal floor area

71.77 m<sup>2</sup> 773 sq. ft.

### PLOT 25

#### Kitchen/Living Room/Dining Area

5.66m × 4.74m max. 18'7" × 15'7" max.

#### Bedroom 1

4.10m × 3.72m 13'5" × 12'2"

#### Bedroom 2

4.29m × 2.77m 14'1" × 9'1"

#### Total internal floor area

71.70 m<sup>2</sup> 772 sq. ft.



**Discover more about this home**



**View our current availability**


The floor plans depict a typical layout of this house type. For exact plot specification, details of external and internal finishes, dimensions and floor plan differences consult your sales executive. All dimensions are + or - 50mm and floor plans are not shown to scale. The kitchen layout and furniture positions are for indicative purposes only. The computer generated image is for illustrative purposes only and it is from an imaginary viewpoint within an open space area. Its purpose is to give a feel for the development, not an accurate description of each property. The illustration shows a typical Taylor Wimpey home of this type, but there are, however, variances from site to site. External materials, finishes, landscaping and the position of garages (where provided) may vary throughout the development. Properties may also be built handed (mirror image). Images may include optional upgrades at an additional cost. Please ask for further details. 52674 / September 2022.





# Ramillies House

## 1 BEDROOM APARTMENTS




### PLOTS 187 & 189

**Kitchen/Living Room/Dining Area max.**  
7.66m × 3.50m      25'2" × 11'6"

**Bedroom 1**  
3.89m × 3.26m      12'9" × 10'9"

**Total internal floor area**  
51.34 m<sup>2</sup>      553 sq. ft.



### PLOTS 188, 190 & 191

**Kitchen/Living Room/Dining Area max.**  
7.66m × 3.50m      25'2" × 11'6"

**Bedroom 1**  
3.89m × 3.26m      12'9" × 10'9"

**Total internal floor area**  
51.34 m<sup>2</sup>      553 sq. ft.

[→ Discover more about this home](#)


[→ View our current availability](#)

The floor plans depict a typical layout of this house type. For exact plot specification, details of external and internal finishes, dimensions and floor plan differences consult your sales executive. All dimensions are + or - 50mm and floor plans are not shown to scale. The kitchen layout and furniture positions are for indicative purposes only. The computer generated image is for illustrative purposes only and it is from an imaginary viewpoint within an open space area. Its purpose is to give a feel for the development, not an accurate description of each property. The illustration shows a typical Taylor Wimpey home of this type, but there are, however, variances from site to site. External materials, finishes, landscaping and the position of garages (where provided) may vary throughout the development. Properties may also be built handed (mirror image). Images may include optional upgrades at an additional cost. Please ask for further details. 52674 / September 2022.



# Tournay House

## 1 BEDROOM APARTMENTS



### PLOTS 192 & 194


**Kitchen/Living Room/Dining Area max.**  
7.66m × 3.50m      25'2" × 11'4"

#### Bedroom 1

3.89m × 3.26m      12'7" × 10'7"

#### Total internal floor area

51.34 m<sup>2</sup>      553 sq. ft.



### PLOTS 193, 195 & 196

**Kitchen/Living Room/Dining Area max.**  
7.66m × 3.50m      25'2" × 11'6"

#### Bedroom 1

3.89m × 3.26m      12'9" × 10'9"

#### Total internal floor area

51.34 m<sup>2</sup>      553 sq. ft.



**Discover more about this home**



**View our current availability**

The floor plans depict a typical layout of this house type. For exact plot specification, details of external and internal finishes, dimensions and floor plan differences consult your sales executive. All dimensions are + or - 50mm and floor plans are not shown to scale. The kitchen layout and furniture positions are for indicative purposes only. The computer generated image is for illustrative purposes only and it is from an imaginary viewpoint within an open space area. Its purpose is to give a feel for the development, not an accurate description of each property. The illustration shows a typical Taylor Wimpey home of this type, but there are, however, variances from site to site. External materials, finishes, landscaping and the position of garages (where provided) may vary throughout the development. Properties may also be built handed (mirror image). Images may include optional upgrades at an additional cost. Please ask for further details. 52674 / September 2022.





# The Edale

2 BEDROOM HOME, TOTAL 707 sq ft / 65.70m<sup>2</sup>



## FIRST FLOOR

### Kitchen/Living/Dining Area

5.35m × 3.80m      17'7" × 12'6"

### Bedroom 1

3.83m × 3.15m      12'7" × 10'4"

### Bedroom 2

3.46m max. × 2.45m      11'4" max. × 8'1"

[→ Discover more about this home](#)

[→ View our current availability](#)

The floor plans depict a typical layout of this house type. For exact plot specification, details of external and internal finishes, dimensions and floor plan differences consult your sales executive. All dimensions are + or - 50mm and floor plans are not shown to scale. The kitchen layout and furniture positions are for indicative purposes only. The computer generated image is for illustrative purposes only and it is from an imaginary viewpoint within an open space area. Its purpose is to give a feel for the development, not an accurate description of each property. The illustration shows a typical Taylor Wimpey home of this type, but there are, however, variances from site to site. External materials, finishes, landscaping and the position of garages (where provided) may vary throughout the development. Properties may also be built handed (mirror image). Images may include optional upgrades at an additional cost. Please ask for further details. 52674 / September 2022.



# The Benford

2 BEDROOM HOME, TOTAL 904 sq ft / 84m<sup>2</sup>



## GROUND FLOOR

### Kitchen/Breakfast Area

3.43m x 2.70m      11'3" x 8'10"

### Living/Dining Area

4.77m x 3.72m      15'8" x 12'3"



## FIRST FLOOR

### Bedroom 1

3.69m x 3.11m      12'2" x 10'3"

### Bedroom 2

3.35m x 2.41m      11'1" x 7'11"

### Study

3.55m x 2.27m      11'8" x 7'6"



[Discover more about this home](#)



[View our current availability](#)

The floor plans depict a typical layout of this house type. For exact plot specification, details of external and internal finishes, dimensions and floor plan differences consult your sales executive. All dimensions are + or - 50mm and floor plans are not shown to scale. The kitchen layout and furniture positions are for indicative purposes only. The computer generated image is for illustrative purposes only and it is from an imaginary viewpoint within an open space area. Its purpose is to give a feel for the development, not an accurate description of each property. The illustration shows a typical Taylor Wimpey home of this type, but there are, however, variances from site to site. External materials, finishes, landscaping and the position of garages (where provided) may vary throughout the development. Properties may also be built handed (mirror image). Images may include optional upgrades at an additional cost. Please ask for further details. 52674 / September 2022.





# The Byford

3 BEDROOM HOME, TOTAL 958 sq ft / 89.02m<sup>2</sup>



## GROUND FLOOR

### Kitchen/Dining Area

5.06m × 2.87m      16'6" × 9'4"

### Living Room

4.24m × 3.98m max.      13'9" × 13'1" max.



## FIRST FLOOR

### Bedroom 1

3.98m max. × 3.00m      13'1" max. × 9'9"

### Bedroom 2

2.82m × 2.57m      9'3" × 8'5"

### Bedroom 3

3.98m × 2.15m      13'1" × 7'1"



[Discover more about this home](#)



[View our current availability](#)

The floor plans depict a typical layout of this house type. For exact plot specification, details of external and internal finishes, dimensions and floor plan differences consult your sales executive. All dimensions are + or - 50mm and floor plans are not shown to scale. The kitchen layout and furniture positions are for indicative purposes only. The computer generated image is for illustrative purposes only and it is from an imaginary viewpoint within an open space area. Its purpose is to give a feel for the development, not an accurate description of each property. The illustration shows a typical Taylor Wimpey home of this type, but there are, however, variances from site to site. External materials, finishes, landscaping and the position of garages (where provided) may vary throughout the development. Properties may also be built handed (mirror image). Images may include optional upgrades at an additional cost. Please ask for further details. 52674 / September 2022.



# The Amersham

3 BEDROOM HOME, TOTAL 975 sq ft / 90.60m<sup>2</sup>



## GROUND FLOOR

### Kitchen/Dining Area

4.36m × 2.87m      14'4" × 9'5"

### Living Room

4.03m × 2.88m      13'3" × 9'6"



## FIRST FLOOR

### Bedroom 1

4.21m × 3.21m      13'10" × 10'6"

### Bedroom 2

4.36m × 3.02m      14'4" × 9'11"

### Bedroom 3

2.89m × 2.89m      9'6" × 9'6"



[Discover more about this home](#)



[View our current availability](#)

The floor plans depict a typical layout of this house type. For exact plot specification, details of external and internal finishes, dimensions and floor plan differences consult your sales executive. All dimensions are + or - 50mm and floor plans are not shown to scale. The kitchen layout and furniture positions are for indicative purposes only. The computer generated image is for illustrative purposes only and it is from an imaginary viewpoint within an open space area. Its purpose is to give a feel for the development, not an accurate description of each property. The illustration shows a typical Taylor Wimpey home of this type, but there are, however, variances from site to site. External materials, finishes, landscaping and the position of garages (where provided) may vary throughout the development. Properties may also be built handed (mirror image). Images may include optional upgrades at an additional cost. Please ask for further details. 52674 / September 2022.





# The Kingdale

3 BEDROOM HOME, TOTAL 1,024 sq ft / 95.18m<sup>2</sup>



## GROUND FLOOR

### Kitchen

3.37m x 3.35m      11'1" x 11'0"

### Dining Area

2.27m x 2.04m      7'5" x 6'8"

### Living Room

5.41m x 3.07m      17'9" x 10'1"



## FIRST FLOOR

### Bedroom 1

4.15m x 3.10m      13'7" x 10'2"

### Bedroom 2

3.33m x 2.95m      10'11" x 9'8"

### Bedroom 3

3.41m x 2.37m      11'2" x 7'9"

[→ Discover more about this home](#)

[→ View our current availability](#)

The floor plans depict a typical layout of this house type. For exact plot specification, details of external and internal finishes, dimensions and floor plan differences consult your sales executive. All dimensions are + or - 50mm and floor plans are not shown to scale. The kitchen layout and furniture positions are for indicative purposes only. The computer generated image is for illustrative purposes only and it is from an imaginary viewpoint within an open space area. Its purpose is to give a feel for the development, not an accurate description of each property. The illustration shows a typical Taylor Wimpey home of this type, but there are, however, variances from site to site. External materials, finishes, landscaping and the position of garages (where provided) may vary throughout the development. Properties may also be built handed (mirror image). Images may include optional upgrades at an additional cost. Please ask for further details. 52674 / September 2022.



# The Colton

3 BEDROOM HOME, TOTAL 1,134 sq ft / 504.40m<sup>2</sup>



## GROUND FLOOR

### Kitchen

3.37m x 3.35m 11'1" x 11'0"

### Living/Dining Area

4.78m x 3.69m 15'8" x 12'2"



## FIRST FLOOR

### Bedroom 2

4.78m x 3.07m 15'8" x 10'1"

### Bedroom 3

2.93m x 2.55m 9'8" x 8'5"



## SECOND FLOOR

### Bedroom 1

6.19m x 3.29m 20'4" x 10'10"

[→ Discover more about this home](#)

[→ View our current availability](#)

The floor plans depict a typical layout of this house type. For exact plot specification, details of external and internal finishes, dimensions and floor plan differences consult your sales executive. All dimensions are + or - 50mm and floor plans are not shown to scale. The kitchen layout and furniture positions are for indicative purposes only. The computer generated image is for illustrative purposes only and it is from an imaginary viewpoint within an open space area. Its purpose is to give a feel for the development, not an accurate description of each property. The illustration shows a typical Taylor Wimpey home of this type, but there are, however, variances from site to site. External materials, finishes, landscaping and the position of garages (where provided) may vary throughout the development. Properties may also be built handed (mirror image). Images may include optional upgrades at an additional cost. Please ask for further details. 52674 / September 2022.





# The Huxford

3 BEDROOM HOME, TOTAL 1,156 sq ft / 107.40m<sup>2</sup>



## GROUND FLOOR

### Kitchen/Dining Area

5.73m × 3.00m      18'10" × 9'10"

### Living Room

4.66m × 3.63m      15'4" × 11'11"



## FIRST FLOOR

### Bedroom 1

3.42m × 3.16m      11'3" × 10'5"

### Bedroom 2

3.23m × 2.84m      10'7" × 9'4"

### Bedroom 3

2.48m × 2.42m      8'2" × 7'11"

### Study

3.25m × 2.23m      10'8" × 7'4"



**Discover more about this home**



**View our current availability**

The floor plans depict a typical layout of this house type. For exact plot specification, details of external and internal finishes, dimensions and floor plan differences consult your sales executive. All dimensions are + or - 50mm and floor plans are not shown to scale. The kitchen layout and furniture positions are for indicative purposes only. The computer generated image is for illustrative purposes only and it is from an imaginary viewpoint within an open space area. Its purpose is to give a feel for the development, not an accurate description of each property. The illustration shows a typical Taylor Wimpey home of this type, but there are, however, variances from site to site. External materials, finishes, landscaping and the position of garages (where provided) may vary throughout the development. Properties may also be built handed (mirror image). Images may include optional upgrades at an additional cost. Please ask for further details. 52674 / September 2022.



# The Elliston

3 BEDROOM HOME, TOTAL 1,227 sq ft / 114m<sup>2</sup>



## GROUND FLOOR

### Kitchen/Dining Area

4.89m × 2.90m 16'1" × 9'6"

### Living Room max.

4.26m × 3.81m 14'0" × 12'6"



## FIRST FLOOR

### Bedroom 2

3.15m × 2.73m 10'0" × 9'0"

### Bedroom 3 max.

3.31m × 2.34m 10'10" × 7'8"

### Study max.

3.31m × 2.45m 10'10" × 8'1"



## SECOND FLOOR

### Bedroom 1 max.

6.64m × 3.86m 21'10" × 12'8"

[→ Discover more about this home](#)

[→ View our current availability](#)

The floor plans depict a typical layout of this house type. For exact plot specification, details of external and internal finishes, dimensions and floor plan differences consult your sales executive. All dimensions are + or - 50mm and floor plans are not shown to scale. The kitchen layout and furniture positions are for indicative purposes only. The computer generated image is for illustrative purposes only and it is from an imaginary viewpoint within an open space area. Its purpose is to give a feel for the development, not an accurate description of each property. The illustration shows a typical Taylor Wimpey home of this type, but there are, however, variances from site to site. External materials, finishes, landscaping and the position of garages (where provided) may vary throughout the development. Properties may also be built handed (mirror image). Images may include optional upgrades at an additional cost. Please ask for further details. 52674 / September 2022.





# The Coltham

4 BEDROOM HOME, TOTAL 1,241 sq ft / 115.30m<sup>2</sup>



## GROUND FLOOR

### Kitchen/Dining Area

5.39m × 2.86m      17'8" × 9'5"

### Living Room

4.53m × 3.84m      14'11" × 12'7"



## FIRST FLOOR

### Bedroom 1

3.84m × 3.10m      12'7" × 10'2"

### Bedroom 2

3.66m × 3.15m      12'0" × 10'4"

### Bedroom 3

3.40m × 3.33m      11'2" × 10'11"

### Bedroom 4

2.88m × 2.58m      9'6" × 8'6"



[Discover more about this home](#)



[View our current availability](#)

The floor plans depict a typical layout of this house type. For exact plot specification, details of external and internal finishes, dimensions and floor plan differences consult your sales executive. All dimensions are + or - 50mm and floor plans are not shown to scale. The kitchen layout and furniture positions are for indicative purposes only. The computer generated image is for illustrative purposes only and it is from an imaginary viewpoint within an open space area. Its purpose is to give a feel for the development, not an accurate description of each property. The illustration shows a typical Taylor Wimpey home of this type, but there are, however, variances from site to site. External materials, finishes, landscaping and the position of garages (where provided) may vary throughout the development. Properties may also be built handed (mirror image). Images may include optional upgrades at an additional cost. Please ask for further details. 52674 / September 2022.



# The Manford

4 BEDROOM HOME, TOTAL 1,368 sq ft / 127.07m<sup>2</sup>



## GROUND FLOOR

### Kitchen/Dining Area

8.11m × 2.88m      26'7" × 9'6"

### Living Room

4.74m × 3.88m      15'7" × 12'9"

### Study

2.65m × 2.10m      8'8" × 6'11"



## FIRST FLOOR

### Bedroom 1 max.

3.88m × 3.71m      12'9" × 12'2"

### Bedroom 2

4.00m × 3.09m max.      13'1" × 10'2" max.

### Bedroom 3

3.66m × 3.03m max.      12'0" × 10'0" max.

### Bedroom 4

3.97m max. × 2.75m      13'0" max. × 9'0"



[Discover more about this home](#)



[View our current availability](#)

The floor plans depict a typical layout of this house type. For exact plot specification, details of external and internal finishes, dimensions and floor plan differences consult your sales executive. All dimensions are + or - 50mm and floor plans are not shown to scale. The kitchen layout and furniture positions are for indicative purposes only. The computer generated image is for illustrative purposes only and it is from an imaginary viewpoint within an open space area. Its purpose is to give a feel for the development, not an accurate description of each property. The illustration shows a typical Taylor Wimpey home of this type, but there are, however, variances from site to site. External materials, finishes, landscaping and the position of garages (where provided) may vary throughout the development. Properties may also be built handed (mirror image). Images may include optional upgrades at an additional cost. Please ask for further details. 52674 / September 2022.





# The Marford

4 BEDROOM HOME, TOTAL 1,546 sq ft / 143.64m<sup>2</sup>



## GROUND FLOOR

### Kitchen

4.79m × 3.32m      15'7" × 10'11"

### Living Room

4.76m × 3.91m      15'8" × 12'10"

### Dining Room

3.91m × 3.26m      12'10" × 10'8"

### Study

3.04m × 2.66m      10'0" × 8'9"



## FIRST FLOOR

### Bedroom 1

4.91m × 3.64m max.      16'2" × 12'0" max.

### Bedroom 2

4.00m max. × 3.32m      13'2" max. × 10'11"

### Bedroom 3

4.72m max. × 3.23m      15'6" max. × 10'7"

### Bedroom 4

3.81m × 2.55m      12'6" × 8'4"



[Discover more about this home](#)



[View our current availability](#)

The floor plans depict a typical layout of this house type. For exact plot specification, details of external and internal finishes, dimensions and floor plan differences consult your sales executive. All dimensions are + or - 50mm and floor plans are not shown to scale. The kitchen layout and furniture positions are for indicative purposes only. The computer generated image is for illustrative purposes only and it is from an imaginary viewpoint within an open space area. Its purpose is to give a feel for the development, not an accurate description of each property. The illustration shows a typical Taylor Wimpey home of this type, but there are, however, variances from site to site. External materials, finishes, landscaping and the position of garages (where provided) may vary throughout the development. Properties may also be built handed (mirror image). Images may include optional upgrades at an additional cost. Please ask for further details. 52674 / September 2022.



# The Wellesley

4 BEDROOM HOME, TOTAL 1,671 sq ft / 155.25m<sup>2</sup>



## GROUND FLOOR

**Kitchen/Dining Area** max.

5.13m × 4.47m      16'10" × 14'8"

**Living Room**

5.13m × 3.89m      16'10" × 12'9"



## FIRST FLOOR

**Bedroom 2** max.

3.88m × 3.27m      12'9" × 10'9"

**Bedroom 3** max.

4.12m × 2.90m      13'6" × 9'6"

**Bedroom 4** max.

4.47m × 2.13m      14'8" × 7'0"



## SECOND FLOOR

**Bedroom 1** max.

9.01m × 3.50m      29'7" × 11'6"

[→ Discover more about this home](#)

[→ View our current availability](#)

The floor plans depict a typical layout of this house type. For exact plot specification, details of external and internal finishes, dimensions and floor plan differences consult your sales executive. All dimensions are + or - 50mm and floor plans are not shown to scale. The kitchen layout and furniture positions are for indicative purposes only. The computer generated image is for illustrative purposes only and it is from an imaginary viewpoint within an open space area. Its purpose is to give a feel for the development, not an accurate description of each property. The illustration shows a typical Taylor Wimpey home of this type, but there are, however, variances from site to site. External materials, finishes, landscaping and the position of garages (where provided) may vary throughout the development. Properties may also be built handed (mirror image). Images may include optional upgrades at an additional cost. Please ask for further details. 52674 / September 2022.





# The Wayford

5 BEDROOM HOME, TOTAL 1,836 sq ft / 170.60m<sup>2</sup>



## GROUND FLOOR

### Kitchen/Breakfast Area

5.58m × 3.35m      18'4" × 11'0"

### Living Room

6.06m × 4.40m      19'11" × 14'6"

### Dining Room

3.39m × 3.06m      11'1" × 10'1"

### Study

3.39m × 2.34m      11'1" × 7'8"



## FIRST FLOOR

### Bedroom 1

3.39m × 3.37m      11'1" × 11'1"

### Bedroom 2

3.67m × 3.47m      12'1" × 11'5"

### Bedroom 3

3.81m × 3.02m      12'6" × 9'11"

### Bedroom 4

4.10m × 2.39m      13'5" × 7'10"

### Bedroom 5

3.22m × 2.33m      10'7" × 7'8"



[Discover more about this home](#)



[View our current availability](#)

The floor plans depict a typical layout of this house type. For exact plot specification, details of external and internal finishes, dimensions and floor plan differences consult your sales executive. All dimensions are + or - 50mm and floor plans are not shown to scale. The kitchen layout and furniture positions are for indicative purposes only. The computer generated image is for illustrative purposes only and it is from an imaginary viewpoint within an open space area. Its purpose is to give a feel for the development, not an accurate description of each property. The illustration shows a typical Taylor Wimpey home of this type, but there are, however, variances from site to site. External materials, finishes, landscaping and the position of garages (where provided) may vary throughout the development. Properties may also be built handed (mirror image). Images may include optional upgrades at an additional cost. Please ask for further details. 52674 / September 2022.



# The Rushton

5 BEDROOM HOME, TOTAL 1,963 sq ft / 182.38m<sup>2</sup>



## GROUND FLOOR

### Kitchen/Breakfast Area

5.05m x 3.58m 16'7" x 11'9"

### Living Room

5.09m x 3.54m 16'9" x 11'8"

### Dining Area

3.54m x 2.70m 11'8" x 8'11"

### Study/Family Room

2.74m x 2.35m 9'0" x 7'9"



## FIRST FLOOR

### Bedroom 1

4.08m x 3.54m 13'5" x 11'8"

### Dressing Area

3.54m x 2.12m 11'8" x 7'0"

### Bedroom 3

3.83m x 2.78m 12'7" x 9'1"

### Bedroom 5

3.28m x 2.81m 10'9" x 9'3"



## SECOND FLOOR

### Bedroom 2

4.82m x 3.55m 15'10" x 11'8"

### Bedroom 4

3.91m x 2.70m 12'10" x 8'11"

[➔ Discover more about this home](#)

[➔ View our current availability](#)

The floor plans depict a typical layout of this house type. For exact plot specification, details of external and internal finishes, dimensions and floor plan differences consult your sales executive. All dimensions are + or - 50mm and floor plans are not shown to scale. The kitchen layout and furniture positions are for indicative purposes only. The computer generated image is for illustrative purposes only and it is from an imaginary viewpoint within an open space area. Its purpose is to give a feel for the development, not an accurate description of each property. The illustration shows a typical Taylor Wimpey home of this type, but there are, however, variances from site to site. External materials, finishes, landscaping and the position of garages (where provided) may vary throughout the development. Properties may also be built handed (mirror image). Images may include optional upgrades at an additional cost. Please ask for further details. 52674 / September 2022.



# Ways to buy

---

Everyone knows buying a new home is an exciting time. But it can be a stressful one too, which is why our sales executives and customer relations managers are there to help every step of the way, from your initial enquiry right through to opening the front door of your new home for the first time.



## First time buyer?

---

→ Here's how we can help

## Existing home owner?

---

→ Here's how we can help



Please speak to your sales executive for further details.

# Take your next step



Find your dream home  
on our website.



**Book an  
appointment to  
view our show homes.**



Take a virtual tour of  
our homes from the  
comfort of your sofa.



Have your questions  
answered by calling  
our sales executives on  
**01252 986 085.**



Find out how we can  
get you moving with  
our buying schemes.



**Book an appointment**



**How to buy a home**



**STANHOPE GARDENS** Wellesley, Hope Grant's Road,  
Aldershot, Hampshire, GU11 4AL  
**CONTACT US ON 01252 986 085**

**Taylor  
Wimpey**

Taylor Wimpey in their efforts to improve designs reserve the right to alter site plans, floor plans, elevations and specifications without notice. All lifestyle and location imagery used within this brochure is indicative only. Taylor Wimpey houses are sold freehold and apartments are sold leasehold. Please see the development page on our website for further details. Information is correct at the time of going to broadcast. Please speak to your sales executive for further details.